


LiqTec, 230 VAC

Installation and operating instructions



Installation and operating instructions

Other languages

<http://net.grundfos.com/qr/i/96562445>

be
think
innovate

GRUNDFOS 

English (GB) Installation and operating instructions

Original installation and operating instructions

These installation and operating instructions describe Grundfos LiqTec.

Sections 1-3 give the information necessary to be able to unpack, install and start up the product in a safe way.

Sections 4-8 give important information about the product, as well as information on service, calibration and disposal of the product.

CONTENTS

| | Page |
|--------------------------------------|----------|
| 1. General information | 2 |
| 1.1 Hazard statements | 2 |
| 1.2 Notes | 2 |
| 2. Receiving the product | 3 |
| 3. Installing the product | 3 |
| 3.1 Location | 3 |
| 3.2 Enclosure class | 3 |
| 3.3 Mechanical installation | 3 |
| 3.4 Electrical connections | 3 |
| 4. Product introduction | 4 |
| 4.1 Product description | 4 |
| 4.2 Intended use | 4 |
| 4.3 Identification | 4 |
| 5. Control functions | 4 |
| 5.1 Calibration of sensor and LiqTec | 5 |
| 6. Servicing the product | 6 |
| 7. Technical data | 6 |
| 8. Disposing of the product | 6 |



Read this document before installing the product. Installation and operation must comply with local regulations and accepted codes of good practice.

1. General information

1.1 Hazard statements

The symbols and hazard statements below may appear in Grundfos installation and operating instructions, safety instructions and service instructions.

DANGER



Indicates a hazardous situation which, if not avoided, will result in death or serious personal injury.

WARNING



Indicates a hazardous situation which, if not avoided, could result in death or serious personal injury.

CAUTION



Indicates a hazardous situation which, if not avoided, could result in minor or moderate personal injury.

The hazard statements are structured in the following way:

SIGNAL WORD

Description of hazard



Consequence of ignoring the warning.
- Action to avoid the hazard.

1.2 Notes

The symbols and notes below may appear in Grundfos installation and operating instructions, safety instructions and service instructions.



Observe these instructions for explosion-proof products.



A blue or grey circle with a white graphical symbol indicates that an action must be taken.



A red or grey circle with a diagonal bar, possibly with a black graphical symbol, indicates that an action must not be taken or must be stopped.



If these instructions are not observed, it may result in malfunction or damage to the equipment.



Tips and advice that make the work easier.

2. Receiving the product

On receipt of the product, do the following:

- Check that the product is as ordered. If the product is not as ordered, contact the supplier.
- Check that no visible parts have been damaged. If any visible parts have been damaged, contact the transport company.

3. Installing the product

WARNING

Electric shock

Death or serious personal injury



- Before starting any work on the product, make sure that the power supply has been switched off and that it cannot be accidentally switched on.
- Always use suitable insulated cables.
- The insulation between the cabinet and the product must have a suitable insulation resistance or the cabinet must be connected to protective earth.
- Ensure separation between power cables and sensor cables.

Before installation, check the following:

- LiqTec must be suitable for the supply voltage and frequency on the installation site.
- LiqTec must not have any damage from transportation.

The installation must be carried out by authorised persons in accordance with local regulations.

All safety regulations must be observed on the installation site.

3.1 Location

LiqTec is designed for indoor installation but it can also be installed outdoor. The product must always be mounted in a suitable cabinet.

3.2 Enclosure class

In order to reduce the external pollution level to maximum 2, LiqTec must be installed in a protecting environment with minimum IPX4 enclosure according to IEC 60529. The cabinet must be of a flame-retardant material.

3.3 Mechanical installation

LiqTec can be fitted to a DIN rail. It must be built into a control cabinet.

See illustrations on page 7.

The LiqTec sensor has a 1/2 inch thread for mounting it into the pump. The sensor must be mounted in an appropriate place where detection of dry run is required to protect for example a shaft seal.

3.4 Electrical connections

Example of electrical connection, see page 8.

3.4.1 Inputs and outputs

Alarm/Run relay output: Potential-free changeover contact.

Maximum contact load: 250 V, 1 A, AC, inductive load.

The PTC and sensor input has a 11 V DC level.

The reset input has a 5 V DC level.

4. Product introduction

4.1 Product description

LiqTec protects the pump against dry-running and against too high liquid temperature ($130\text{ }^{\circ}\text{C} \pm 5\text{ }^{\circ}\text{C}$). It can monitor the motor temperature if the PTC sensor in the motor has been connected.

It has a fail-safe design. If the sensor, sensor cable, electronic unit or power supply fails, the pump stops immediately.

4.2 Intended use

WARNING

Product failure

Death or serious personal injury

- The function of the LiqTec unit is impaired if the unit is not installed as described, and if peripheral components other than those described in these Installation and operating instructions are connected to the LiqTec unit.



LiqTec is used to handle internal and external signals from pumps, sensors and controls. The LiqTec sensor has potential-free alarm- and operating relays to stop the pump in case it detects a situation that requires it to stop.

4.3 Identification

4.3.1 Nameplate

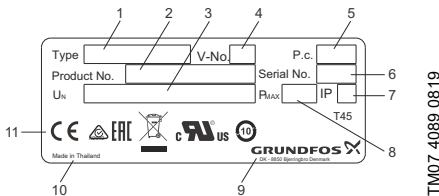


Fig. 1 Nameplate

| Pos. | Description |
|------|---|
| 1 | Type designation |
| 2 | Product number |
| 3 | Permissible supply voltage, frequency and maximum power consumption |
| 4 | Version number |
| 5 | Production code (year, week) |
| 6 | Serial number |
| 7 | Ingress protection |
| 8 | Power consumption |
| 9 | Manufacturer |
| 10 | Production site |
| 11 | Approvals and markings |

5. Control functions

WARNING

Flammable material

- Death or serious personal injury
- Use flame-retardant enclosure.



WARNING

Electric shock

- Death or serious personal injury
- Always install the product in a suitable cabinet.

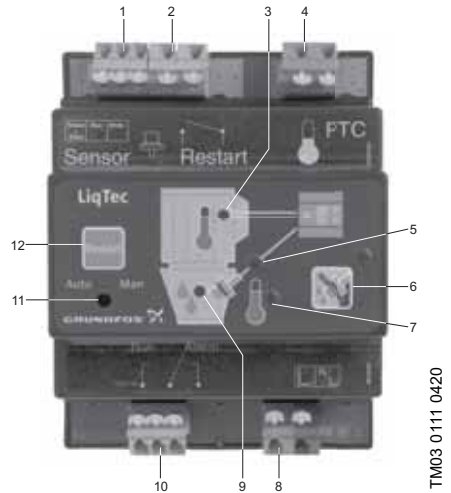


Fig. 2

- Connection for dry-running sensor**
Service number of dry-running sensor: 96556427.
- Connection for external restarting**
- Motor PTC**
Green light indicates OK or short-circuited terminals.
Red light indicates too high motor temperature. The alarm relay is activated.
- Connection for PTC sensor**
A PTC sensor according to DIN 44082 can be connected to this terminal.
If the PTC sensor is not used, the terminals must be short-circuited.
- Sensor indicator light**
Red light indicates a defective sensor or cable. The alarm relay is activated.
- Deactivation of the dry-running monitoring function**
Press the button to deactivate the dry-running monitoring function. Red flashing light.
The PTC monitoring function is still active.
Press the Restart button to reactivate the dry-running monitoring function.

TM03 0111 0420

TM07 4089 0819

7. **High liquid temperature indicator light**
Red light indicates too high liquid temperature (130 °C ± 5 °C).
The alarm relay is activated.
8. **Supply voltage**
9. **Dry-running indicator light**
Green light indicates OK (liquid in pump).
Red light indicates dry running (no liquid in pump).
The alarm relay is activated.
10. **Alarm/Run relay output**
11. **Auto/Man**
Changeover between automatic and manual restarting.
The default setting is **Man**.
Changeover is carried out by means of a small screwdriver.
When **Auto** has been selected, the alarm indication will automatically be reset 10 to 20 seconds after liquid detection.
12. **Restart**
Press the button to restart the pump. The button has no influence on the PTC monitoring.

5.1 Calibration of sensor and LiqTec

| Step | Action | Result |
|------|---|--|
| 1 | Check if the sensor is correctly connected to LiqTec. See page 8. | |
| 2 | Before fitting the sensor in the pump, submerge the sensor into stagnant water. Any kind of container with water can be used. It is important that the water is stagnant as the calibration will be misleading if the sensor is cooled by flowing water. | |
| 3 | Keep the buttons, pos. 6 and 12, pressed for approximately 20 seconds. | All red indicator lights, except pos. 7, start flashing. |
| 4 | When the green indicator lights, pos. 3 and 9, are permanently on, stop pressing the buttons, pos. 6 and 12. | The calibration is completed. |

6. Servicing the product

The product cannot be repaired. It must be replaced with a new one. Contact Grundfos.

7. Technical data

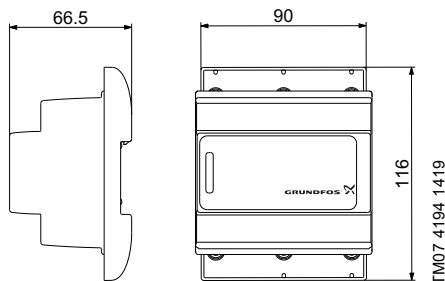


Fig. 3 Dimensions for LiqTec

Supply voltage

230 VAC, 50/60 Hz.

Information related to IEC 61010-1

- Software class A.
- Pollution degree 2.
- Type 1.

LiqTec has been cURus approved according to UL 508.

LiqTec

Maximum ambient temperature: +55 °C.

Power consumption: 9 VA.

Enclosure class: IP20.

Sensor

Maximum pressure: 40 bar.

Maximum liquid temperature: +130 °C.

Maximum cable length: 20 metres.

Standard cable: 5 metres.

Extension cable: 15 metres.

Product number: 96443676.

Alarm/Run relay output

Potential-free changeover contact.

Maximum contact load:

250 V, 1 A, AC (inductive load).

Terminals

All terminals are suitable for conductors of 0.5 to 2.5 mm² or AWG 20-13.

Cables

All cables must be rated minimum 70 °C.

Supply fuse

Maximum 8 A.

8. Disposing of the product

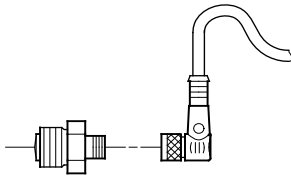
This product or parts of it must be disposed of in an environmentally sound way:

1. Use the public or private waste collection service.
2. If this is not possible, contact the nearest Grundfos company or service workshop.



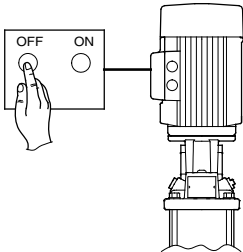
The crossed-out wheeled bin symbol on a product means that it must be disposed of separately from household waste. When a product marked with this symbol reaches its end of life, take it to a collection point designated by the local waste disposal authorities. The separate collection and recycling of such products will help protect the environment and human health.

See also end-of-life information at www.grundfos.com/product-recycling.



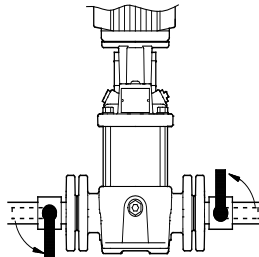
TM03 0092 4004

1



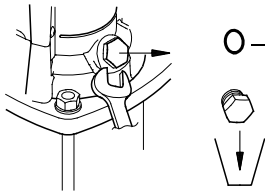
TM02 2175 3801

2



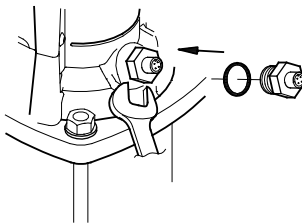
TM02 2176 3801

3



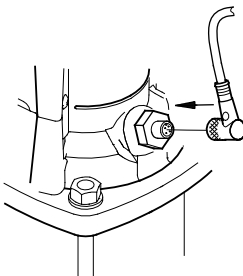
TM03 0093 4004

4



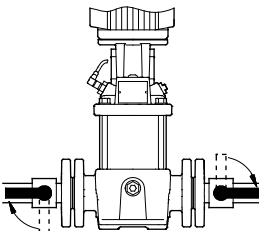
TM03 0094 4004

5



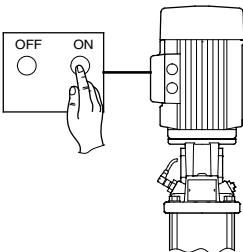
TM03 0095 4004

6



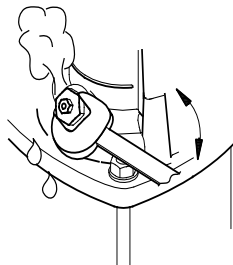
TM03 0096 4004

7

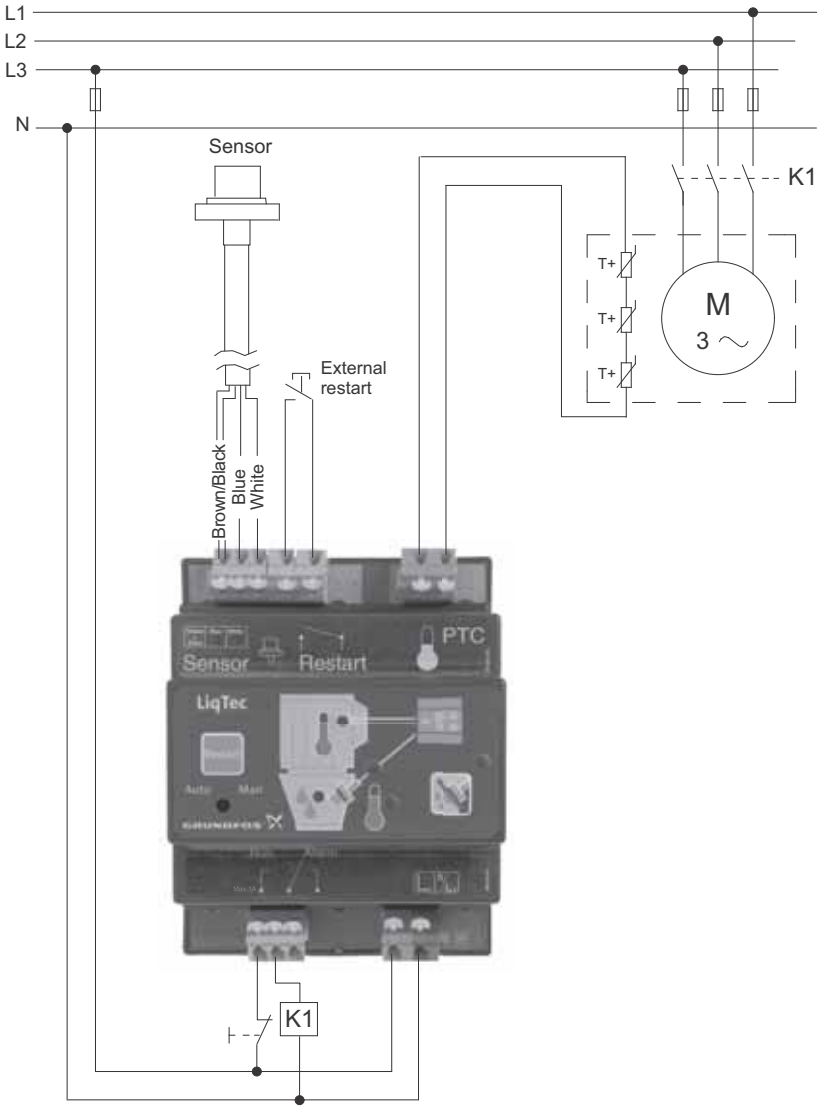


TM03 0097 4004

8



TM02 2182 3801



Declaration of conformity

GB: EU declaration of conformity

We, Grundfos, declare under our sole responsibility that the product LiqTec, to which the declaration below relates, is in conformity with the Council Directives listed below on the approximation of the laws of the EU member states.

CZ: Prohlášení o shodě EU

My firma Grundfos prohlašujeme na svou plnou odpovědnost, že výrobek LiqTec, na který se toto prohlášení vztahuje, je v souladu s níže uvedenými ustanoveními směrnice Rady pro sblížení právních předpisů členských států Evropského společenství.

DK: EU-overensstemmelseserklæring

Vi, Grundfos, erklærer under ansvar at produktet LiqTec som erklæringen nedenfor omhandler, er i overensstemmelse med Rådets direktiver der er nævnt nedenfor, om indbyrdes tilnærmelse til EU-medlemsstaternes lovgivning.

ES: Declaración de conformidad de la UE

Grundfos declara, bajo su exclusiva responsabilidad, que el producto LiqTec al que hace referencia la siguiente declaración cumple lo establecido por las siguientes Directivas del Consejo sobre la aproximación de las legislaciones de los Estados miembros de la UE.

FR: Déclaration de conformité UE

Nous, Grundfos, déclarons sous notre seule responsabilité, que le produit LiqTec, auquel se réfère cette déclaration, est conforme aux Directives du Conseil concernant le rapprochement des législations des États membres UE relatives aux normes énoncées ci-dessous.

HR: EU deklaracija sukladnosti

Više, Grundfos, izjavljujemo s punom odgovornošću da je proizvod LiqTec, na koja se izjava odnosi u nastavku, u skladu s direktivama Vijeća dolje navedenih o usklađivanju zakona država članica EU-a.

IT: Dichiarazione di conformità UE

Grundfos dichiara sotto la sua esclusiva responsabilità che il prodotto LiqTec, al quale si riferisce questa dichiarazione, è conforme alle seguenti direttive del Consiglio riguardanti il ravvicinamento delle legislazioni degli Stati membri UE.

LV: ES atbilstības deklarācija

Sabiedrība Grundfos ar pilnu atbildību paziņo, ka produkts LiqTec, uz kuru attiecas tālāk redzamā deklarācija, atbilst tālāk norādītajām Padomes direktīvām par ES dalībvalstu normatīvo aktu tuvināšanu.

PL: Deklaracja zgodności UE

My, Grundfos, oświadczamy z pełną odpowiedzialnością, że nasz produkt LiqTec, którego deklaracja niniejsza dotyczy, jest zgodny z następującymi dyrektywami Rady w sprawie zbliżenia przepisów prawnych państw członkowskich.

RO: Declarația de conformitate UE

Noi Grundfos declarăm pe propria răspundere că produsul LiqTec, la care se referă această declarație, este în conformitate cu Directivele de Consiliu specificate mai jos privind armonizarea legilor statelor membre UE.

SE: EU-försäkran om överensstämmelse

Vi, Grundfos, försäkrar under ansvar att produkten LiqTec, som omfattas av nedanstående försäkran, är i överensstämmelse med de rådsdirektiv om inbördes närmande till EU-medlemsstaternas lagstiftning som listas nedan.

SK: ES vyhlásenie o zhode

My, spoločnosť Grundfos, vyhlasujeme na svoju plnú zodpovednosť, že produkt LiqTec, na ktorý sa vyhlásenie uvedené nižšie vzťahuje, je v súlade s ustanoveniami nižšie uvedených smerníc Rady pre zblíženie právnych predpisov členských štátov EÚ.

UA: Декларация відповідності директивам EU

Ми, компанія Grundfos, під нашу одноосібну відповідальність заявляємо, що виріб LiqTec, до якого відноситься нижченаведена декларація, відповідає директивам EU, переліченим нижче, щодо тотожності законів країн-членів ЄС.

BG: Декларация за съответствие на ЕО

Ние, фирма Grundfos, заявяваме с пълна отговорност, че продуктът LiqTec, за който се отнася настоящата декларация, отговаря на следните директиви на Съвета за уеднаквяване на правните разпоредби на държавите-членки на ЕО.

DE: EU-Konformitätserklärung

Wir, Grundfos, erklären in alleiniger Verantwortung, dass das Produkt LiqTec, auf das sich diese Erklärung bezieht, mit den folgenden Richtlinien des Rates zur Angleichung der Rechtsvorschriften der EU-Mitgliedsstaaten übereinstimmt.

EE: EÜvastavusdeklaratsioon

Meie, Grundfos, kinnitame ja kanname ainuiskulist vastutust selle eest, et toode LiqTec, mille kohta all olev deklaratsioon käib, on kooskõlas Nõukogu Direktiividega, mis on nimetatud all pool vastavalt vastuvõetud õigusaktidele ühtlustamise kohta EÜ liikmesriikides.

FI: EU-vaatimustenmukaisuusvakuutus

Grundfos vakuuttaa omalla vastuullaan, että tuote LiqTec, jota tämä vakuutus koskee, on EU:n jäsenvaltioiden lainsäädännön lähentämiseen tähtäävien Euroopan neuvoston direktiivien vaatimusten mukainen seuraavasti.

GR: Δήλωση συμμόρφωσης ΕΕ

Εμείς, η Grundfos, δηλώνουμε με αποκλειστικά δική μας ευθύνη ότι το προϊόν LiqTec, στο οποίο αναφέρεται η παρακάτω δήλωση, συμμορφώνεται με τις παρακάτω Οδηγίες του Συμβουλίου περί προσέγγισης των νομοθεσιών των κρατών μελών της ΕΕ.

HU: EU megfelelőségi nyilatkozat

Mi, a Grundfos, vállalat, teljes felelősséggel kijelentjük, hogy a(z) LiqTec termék, amelyre az alábbi nyilatkozat vonatkozik, megfelel az Európai Unió tagállamainak jogi irányelveit összehangoló tanács alábbi előírásainak.

LT: ES atitikties deklaracija

Mes, Grundfos, su visa atsakomybe patvirtame, kad produktas LiqTec, kuriam skirta ši deklaracija, atitinka žemiau nurodytas Tarybos Direktyvas dėl ES šalių narių įstatymų suderinimo.

NL: EU-conformiteitsverklaring

Wij, Grundfos, verklaren geheel onder eigen verantwoordelijkheid dat product LiqTec, waarop de onderstaande verklaring betrekking heeft, in overeenstemming is met de onderstaande Richtlijnen van de Raad inzake de onderlinge aanpassing van de wetgeving van de EU-lidstaten.

PT: Declaração de conformidade UE

A Grundfos declara sob sua única responsabilidade que o produto LiqTec, ao qual diz respeito a declaração abaixo, está em conformidade com as Directivas do Conselho sobre a aproximação das legislações dos Estados Membros da UE.

RS: Deklaracija o uskladenosti EU

Mi, kompanija Grundfos, izjavljujemo pod punom vlastitom odgovornošću da je proizvod LiqTec, na koji se odnosi deklaracija ispod, u skladu sa dole prikazanim direktivama Saveta za usklađivanje zakona država članica EU.

SI: Izjava o skladnosti EU

V Grundfosu s polno odgovornostjo izjavljamo, da je izdelek LiqTec, na katerega se spodnja izjava nanaša, v skladu s spodnjimi direktivami Sveta o približevanju zakonodaje za izenačevanje pravnih predpisov držav članic EU.

TR: AB uygunluk bildirgesi

Grundfos olarak, aşağıdaki bildirim konusu olan LiqTec ürünlerinin, AB üye ülkelerinin direktiflerini yakınlılaştırılmasyla ilgili durumun aşağıdaki Konsey Direktifleriyle uyumlu olduğunu ve bununla ilgili olarak tüm sorumluluğun bize ait olduğunu beyan ederiz.

JP: EU 適合宣言

Grundfos は、その責任の下に、LiqTec 製品が EU 加盟諸国の法規に 関連する、以下の評議会指令に適合していることを宣言します。

- Low Voltage Directive (2014/35/EU).
Standard used: EN 61010-1:2010
- EMC Directive (2014/30/EU).
Standard used:
EN 61326-1:2013.
- RoHS Directives: (2011/65/EU and 2015/863/EU).
Standard used:
EN 50581:2012.

This EU declaration of conformity is only valid when published as part of the Grundfos installation and operating instructions (publication number 96562445).

Bjerringbro, 1st May 2019



Anne Katrine Windfeld
Senior Manager
Grundfos Holding A/S
Poul Due Jensens Vej 7
8850 Bjerringbro, Denmark

Manufacturer and person
empowered to sign the EU declaration of conformity.

RUS

LiqTec

Руководство по эксплуатации

Руководство по эксплуатации на данное изделие является составным и включает в себя несколько частей:

Часть 1: настоящее «Руководство по эксплуатации».

Часть 2: электронная часть «Паспорт. Руководство по монтажу и эксплуатации» размещенная на сайте компании Грундфос. Перейдите по ссылке, указанной в конце документа.

Часть 3: информация о сроке изготовления, размещенная на фирменной табличке изделия.

Сведения о сертификации:

Реле защиты от сухого хода серии LiqTec сертифицированы на соответствие требованиям Технических регламентов Таможенного союза: ТР ТС 004/2011 «О безопасности низковольтного оборудования»; ТР ТС 020/2011 «Электромагнитная совместимость технических средств».

KAZ

LiqTec

Пайдалану бойынша нұсқаулық

Атаулы өнімге арналған пайдалану бойынша нұсқаулық құрамалы болып келеді және келесі бөлімдерден тұрады:

1 бөлім: атаулы «Пайдалану бойынша нұсқаулық»

2 бөлім: Грундфос компаниясының сайтында орналасқан электронды бөлім «Төлқұжат, Құрастыру және пайдалану бойынша нұсқаулық». Құжат соңында көрсетілген сілтеме арқылы өтіңіз.

3 бөлім: өнімнің фирмалық тақташасында орналасқан шығарылған уақыты жөніндегі мәлімет

Сертификаттау туралы ақпарат:

Құрғақ жүгіру эстафетасы LiqTec сериялары «Төмен вольтты жабдықтардың қауіпсіздігі туралы» (ТР ТС 004/2011), «Техникалық заттардың электрлі магниттік сәйкестілігі» (ТР ТС 020/2011) Кеден Одағының техникалық регламенттерінің талаптарына сәйкес сертификатталды.

KG

LiqTec

Пайдалануу боюнча колдонмо

Аталган жабдууну пайдалануу боюнча колдонмо курамдык жана өзүнө бир нече бөлүккөнү камтыйт:

1-Бөлүк: «Пайдалануу боюнча колдонмо»

2-Бөлүк: «Паспорт. Пайдалануу жана монтаж боюнча колдонмо» электрондук бөлүгү Грундфос компаниянын сайтында жайгашкан. Документтин аягында көрсөтүлгөн шилтемеге кайрылыңыз.

3-Бөлүк: жабдуунун фирмалык тактасында жайгашкан даярдоо мөөнөтү тууралуу маалымат.

Тастыктоо жөнүндө маалымат:

LiqTec катар иштеп кургатылат каршы релелик коргоо Бажы Биримдиктин Техникалык регламенттин талаптарына ылайыктуу тастыкталган: ТР ТБ 004/2011 «Төмөн вольттук жабдуунун коопсуздугу жөнүндө»; ТР ТБ 020/2011 «Техникалык каражаттардын электромагниттик шайкештиги».

ARM

LiqTec

Շահագործման ձեռնարկ

Տվյալ սարքավորման շահագործման ձեռնարկը բաղկացած է մի քանի մասերից.

Մաս 1. սույն «Շահագործման ձեռնարկ»:

Մաս 2. էլեկտրոնային մաս. այն է՝ «Անձնագիր: Մոնիտավան և

շահագործման ձեռնարկ» տեղադրված «Գրուևդֆոս». Անցեք փաստաթղթի վերջում նշված հղումով.

Մաս 3. տեղեկությունն արտադրման ամսաթվի վերաբերյալ՝ նշված սարքավորման պիտակի վրա:

Տեղեկություններ հավաստագրման մասին՝

Չոր գործարկման ռեղեններ LiqTec շարք են համաձայն Մաքսային Միության տեխնիկական կանոնակարգի պահանջների՝ TP TC 004/2011 «Ցածրավոլտ սարքավորումների վերաբերյալ», TP TC 020/2011 «Տեխնիկական միջոցների էլեկտրամագնիսական համատեղելիության վերաբերյալ»:



<http://net.grundfos.com/qr/i/99228731>

| | |
|--------------------|-------------|
| 10000277760 | 0220 |
| ECM: 1280159 | |

Argentina

Bombas GRUNDFOS de Argentina S.A.
Ruta Panamericana km. 37.500 Centro
Industrial Garin
1619 Garin Pcia. de B.A.
Phone: +54-3327 414 444
Telefax: +54-3327 45 3190

Australia

GRUNDFOS Pumps Pty. Ltd.
P.O. Box 2040
Regency Park
South Australia 5942
Phone: +61-8-8461-4611
Telefax: +61-8-8340 0155

Austria

GRUNDFOS Pumpen Vertrieb
Ges.m.b.H.
Grundfosstraße 2
A-5082 Grödig/Salzburg
Tel.: +43-6246-883-0
Telefax: +43-6246-883-30

Belgium

N.V. GRUNDFOS Bellux S.A.
Boomsesteenweg 81-83
B-2630 Aartselaar
Tel.: +32-3-870 7300
Télécopie: +32-3-870 7301

Belarus

Представительство ГРУНДФОС в
Минске
220125, Минск
ул. Шафарнянская, 11, оф. 56, БЦ
«Порт»
Тел.: +375 17 397 397 3
+375 17 397 397 4
Факс: +375 17 397 397 1
E-mail: minsk@grundfos.com

Bosnia and Herzegovina

GRUNDFOS Sarajevo
Zmaja od Bosne 7-7A,
BH-71000 Sarajevo
Phone: +387 33 592 480
Telefax: +387 33 590 465
www.ba.grundfos.com
e-mail: grundfos@bih.net.ba

Brazil

BOMBAS GRUNDFOS DO BRASIL
Av. Humberto de Alencar Castelo
Branco, 630
CEP 09850 - 300
São Bernardo do Campo - SP
Phone: +55-11 4393 5533
Telefax: +55-11 4343 5015

Bulgaria

Grundfos Bulgaria EOOD
Slatina District
Iztocna Tangenta street no. 100
BG - 1592 Sofia
Tel. +359 2 49 22 200
Fax. +359 2 49 22 201
email: bulgaria@grundfos.bg

Canada

GRUNDFOS Canada Inc.
2941 Brighton Road
Oakville, Ontario
L6H 6C9
Phone: +1-905 829 9533
Telefax: +1-905 829 9512

China

GRUNDFOS Pumps (Shanghai) Co. Ltd.
10F The Hub, No. 33 Suhong Road
Minhang District
Shanghai 201106
PRC
Phone: +86 21 612 252 22
Telefax: +86 21 612 253 33

COLOMBIA

GRUNDFOS Colombia S.A.S.
Km 1.5 vía Siberia-Cota Conj. Potrero
Chico,
Parque Empresarial Arcos de Cota Bod.
1A.
Cota, Cundinamarca
Phone: +57(1)-2913444
Telefax: +57(1)-8764586

Croatia

GRUNDFOS CROATIA d.o.o.
Buzinski prilaz 38, Buzin
HR-10010 Zagreb
Phone: +385 1 6595 400
Telefax: +385 1 6595 499
www.hr.grundfos.com

GRUNDFOS Sales Czechia and Slovakia s.r.o.

Čajkovského 21
779 00 Olomouc
Phone: +420-585-716 111

Denmark

GRUNDFOS DK A/S
Martin Bachs Vej 3
DK-8850 Bjerringbro
Tlf.: +45-87 50 50 50
Telefax: +45-87 50 51 51
E-mail: info_GDK@grundfos.com
www.grundfos.com/DK

Estonia

GRUNDFOS Pumps Eesti OÜ
Peterburi tee 92G
11415 Tallinn
Tel: + 372 606 1690
Fax: + 372 606 1691

Finland

OY GRUNDFOS Pumput AB
Trukkikuja 1
FI-01360 Vantaa
Phone: +358-(0) 207 889 500

France

Pompes GRUNDFOS Distribution S.A.
Parc d'Activités de Chesnes
57, rue de Malacombe
F-38290 St. Quentin Fallavier (Lyon)
Tél.: +33-4 74 82 15 15
Télécopie: +33-4 74 94 10 51

Germany

GRUNDFOS GMBH
Schlüterstr. 33
40699 Erkrath
Tel.: +49-(0) 211 929 69-0
Telefax: +49-(0) 211 929 69-3799
e-mail: infoservice@grundfos.de
Service in Deutschland:
e-mail: kundendienst@grundfos.de

Greece

GRUNDFOS Hellas A.E.B.E.
20th km. Athinon-Markopoulou Av.
P.O. Box 71
GR-19002 Peania
Phone: +0030-210-66 83 400
Telefax: +0030-210-66 46 273

Hong Kong

GRUNDFOS Pumps (Hong Kong) Ltd.
Unit 1, Ground floor
Siu Wai Industrial Centre
29-33 Wing Hong Street &
68 King Lam Street, Cheung Sha Wan
Kowloon
Phone: +852-27861706 / 27861741
Telefax: +852-27858664

Hungary

GRUNDFOS Hungária Kft.
Tópark u. 8
H-2045 Törökbálint,
Phone: +36-23 511 110
Telefax: +36-23 511 111

India

GRUNDFOS Pumps India Private
Limited
118 Old Mahabalipuram Road
Thoraipakkam
Chennai 600 096
Phone: +91-44 2496 6800

Indonesia

PT. GRUNDFOS POMPA
Graha Intirub Lt. 2 & 3
Jln. Cililitan Besar No.454. Makasar,
Jakarta Timur
ID-Jakarta 13650
Phone: +62 21-469-51900
Telefax: +62 21-460 6910 / 460 6901

Ireland

GRUNDFOS (Ireland) Ltd.
Unit A, Merrywell Business Park
Ballymount Road Lower
Dublin 12
Phone: +353-1-4089 800
Telefax: +353-1-4089 830

Italy

GRUNDFOS Pompe Italia S.r.l.
Via Gran Sasso 4
I-20060 Truccazzano (Milano)
Tel.: +39-02-95838112
Telefax: +39-02-95309290 / 95838461

Japan

GRUNDFOS Pumps K.K.
1-2-3, Shin-Miyakoda, Kita-ku,
Hamamatsu
431-2103 Japan
Phone: +81 53 428 4760
Telefax: +81 53 428 5005

Korea

GRUNDFOS Pumps Korea Ltd.
6th Floor, Aju Building 679-5
Yeoksam-dong, Kangnam-ku, 135-916
Seoul, Korea
Phone: +82-2-5317 600
Telefax: +82-2-5633 725

Latvia

SIA GRUNDFOS Pumps Latvia
Deglava biznesa centrs
Augusta Deglava iela 60, LV-1035, Rīga,
Tālr.: + 371 714 9640, 7 149 641
Fakss: + 371 914 9646

Lithuania

GRUNDFOS Pumps UAB
Smolensko g. 6
LT-03201 Vilnius
Tel: + 370 52 395 430
Fax: + 370 52 395 431

Malaysia

GRUNDFOS Pumps Sdn. Bhd.
7 Jalan Peguam U1/25
Glenmarie Industrial Park
40150 Shah Alam
Selangor
Phone: +60-3-5569 2922
Telefax: +60-3-5569 2866

Mexico

Bombas GRUNDFOS de México S.A. de C.V.
Boulevard TLC No. 15
Parque Industrial Stiva Aeropuerto
Apodaca, N.L. 66600
Phone: +52-81-8144 4000
Telefax: +52-81-8144 4010

Netherlands

GRUNDFOS Netherlands
Veluwezoom 35
1326 AE Almere
Postbus 22015
1302 CA ALMERE
Tel.: +31-88-478 6336
Telefax: +31-88-478 6332
E-mail: info_gnl@grundfos.com

New Zealand

GRUNDFOS Pumps NZ Ltd.
17 Beatrice Tinsley Crescent
North Harbour Industrial Estate
Albany, Auckland
Phone: +64-9-415 3240
Telefax: +64-9-415 3250

Norway

GRUNDFOS Pumper A/S
Strømsveien 344
Postboks 235, Leirdal
N-1011 Oslo
Tlf.: +47-22 90 47 00
Telefax: +47-22 32 21 50

Poland

GRUNDFOS Pompy Sp. z o.o.
ul. Klonowa 23
Baranowo k. Poznań
PL-62-081 Przeźmierowo
Tel: (+48-61) 650 13 00
Fax: (+48-61) 650 13 50

Portugal

Bombas GRUNDFOS Portugal, S.A.
Rua Calvet de Magalhães, 241
Apartado 1079
P-2770-153 Paço de Arcos
Tel.: +351-21-440 76 00
Telefax: +351-21-440 76 90

Romania

GRUNDFOS Pompe România SRL
Bd. Biruintei, nr 103
Pantelimon county Ilfov
Phone: +40 21 200 4100
Telefax: +40 21 200 4101
E-mail: romanian@grundfos.ro

Russia

ООО Грундфос Россия
ул. Школьная, 39-41
Москва, RU-109544, Russia
Тел. (+7) 495 564-88-00 (495) 737-30-00
Факс (+7) 495 564 8811
E-mail grundfos.moscow@grundfos.com

Serbia

Grundfos Srbija d.o.o.
Omladinskih brigada 90b
11070 Novi Beograd
Phone: +381 11 2258 740
Telefax: +381 11 2281 769
www.rs.grundfos.com

Singapore

GRUNDFOS (Singapore) Pte. Ltd.
25 Jalan Tukang
Singapore 619264
Phone: +65-6681 9688
Telefax: +65-6681 9689

Slovakia

GRUNDFOS s.r.o.
Prievozská 4D
821 09 BRATISLAVA
Phona: +421 2 5020 1426
sk.grundfos.com

Slovenia

GRUNDFOS LJUBLJANA, d.o.o.
Leskoškova 9e, 1122 Ljubljana
Phone: +386 (0) 1 568 06 10
Telefax: +386 (0) 1 568 06 19
E-mail: tehnika-si@grundfos.com

South Africa

Grundfos (PTY) Ltd.
16 Lascelles Drive, Meadowbrook Estate
1609 Germiston, Johannesburg
Tel.: (+27) 10 248 6000
Fax: (+27) 10 248 6002
E-mail: lgradidge@grundfos.com

Spain

Bombas GRUNDFOS España S.A.
Camino de la Fuentecilla, s/n
E-28110 Algete (Madrid)
Tel.: +34-91-848 8800
Telefax: +34-91-628 0465

Sweden

GRUNDFOS AB
Box 333 (Lunnagårdsgatan 6)
431 24 Mölndal
Tel.: +46 31 332 23 000
Telefax: +46 31 331 94 60

Switzerland

GRUNDFOS Pumpen AG
Bruggacherstrasse 10
CH-8117 Fällanden/ZH
Tel.: +41-44-806 8111
Telefax: +41-44-806 8115

Taiwan

GRUNDFOS Pumps (Taiwan) Ltd.
7 Floor, 219 Min-Chuan Road
Taichung, Taiwan, R.O.C.
Phone: +886-4-2305 0868
Telefax: +886-4-2305 0878

Thailand

GRUNDFOS (Thailand) Ltd.
92 Chaloe Phrakiat Rama 9 Road,
Dokmai, Pravej, Bangkok 10250
Phone: +66-2-725 8999
Telefax: +66-2-725 8998

Turkey

GRUNDFOS POMPA San. ve Tic. Ltd. Sti.
Gebze Organize Sanayi Bölgesi
İhsan dede Caddesi,
2. yol 200. Sokak No. 204
41490 Gebze/ Kocaeli
Phone: +90 - 262-679 7979
Telefax: +90 - 262-679 7905
E-mail: satis@grundfos.com

Ukraine

Бізнес Центр Європа
Столичне шосе, 103
м. Київ, 03131, Україна
Телефон: (+38 044) 237 04 00
Факс.: (+38 044) 237 04 01
E-mail: ukraine@grundfos.com

United Arab Emirates

GRUNDFOS Gulf Distribution
P.O. Box 16768
Jebel Ali Free Zone
Dubai
Phone: +971 4 8815 166
Telefax: +971 4 8815 136

United Kingdom

GRUNDFOS Pumps Ltd.
Grovebury Road
Leighton Buzzard/Beds. LU7 4TL
Phone: +44-1525-850000
Telefax: +44-1525-850011

U.S.A.

GRUNDFOS Pumps Corporation
9300 Loiret Blvd.
Lenexa, Kansas 66219
Phone: +1-913-227-3400
Telefax: +1-913-227-3500

Uzbekistan

Grundfos Tashkent, Uzbekistan The Representative Office of Grundfos Kazakhstan in Uzbekistan
38a, Oybek street, Tashkent
Телефон: (+998) 71 150 3290 / 71 150 3291
Факс: (+998) 71 150 3292

Addresses Revised 31.03.2020

| |
|----------------------|
| 96562445 0220 |
| ECM: 1259116 |

Trademarks displayed in this material, including but not limited to Grundfos, the Grundfos logo and "be think innovate" are registered trademarks owned by The Grundfos Group. All rights reserved.
© 2020 Grundfos Holding A/S, all rights reserved.